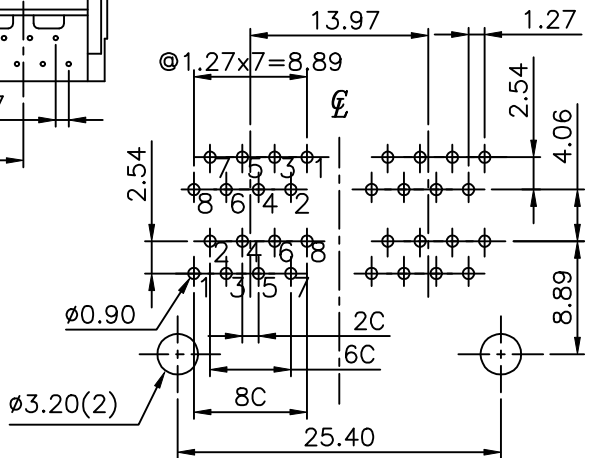
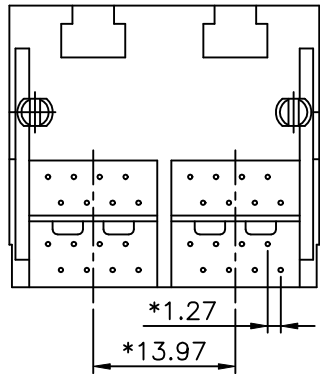
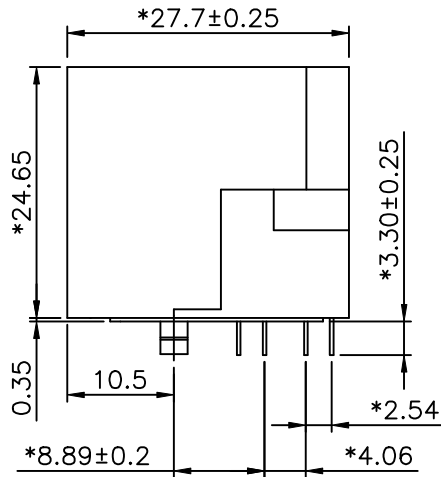
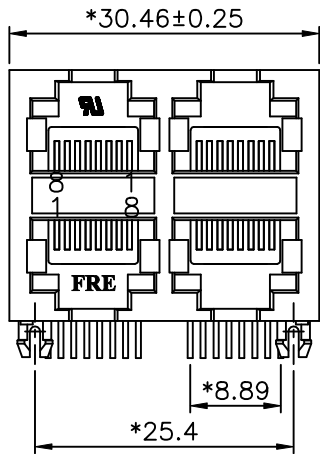


A1RFRD10

REVISION RECORD				
REV	ECO	DESCRIPTION	DRFT	CHKD



T=1.60mm
PC Board Layout
Component Side Shown

NOTES:

ELECTRICAL:

- VOLTAGE RATING : 125 VAC RMS.
- CURRENT RATING : 1.5 AMP.
- CONTACT RESISTANCE : 50 MILLIOHMS MAX.
- INSULATION RESISTANCE: 1000 MEGOHMS MIN @ 500 VDC.
- DIELECTRIC STRENGTH : 1000 VAC RMS 60Hz, 1MIN.

MECHANICAL:

- HOUSING MATERIAL : FR52 BK UL94V-0.
- CONTACT MATERIAL : PHOSPHOR BRONZE ϕ 0.46mm.
- PLATING : GOLD PLATING OVER NICKEL.
- OPERATING LIFE : 750 CYCLES MIN.
- PCB RETENTION PRE-SOLDER : 1 LB MIN.
- PCB RETENTION POST-SOLDER: 10 LBS MIN.

ENVIRONMENTAL:

- STORAGE : -40°C TO +85°C.
- OPERATION: 0°C TO 70°C.
- WAVE SOLDERING TEMPERATURE: 255°C~265°C(5~10 SECONDS)

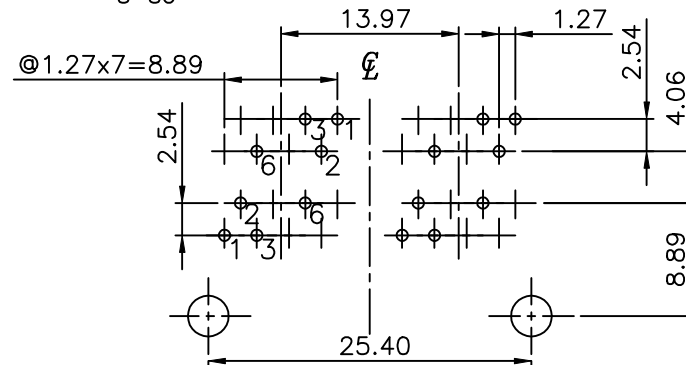
MATES WITH MODULAR PLUG CONFORMING TO

FCC PART 68, SUBPART F.

UL & CUL FILE NO. E163191

ROHS PART NUMBER: E590X-01A3XX-L

- CONTACT:
- 1- 3u" 2- 6u" 3-15u"
 - 4-30u" 5-50u"
 - 2-2C
 - 4-4C(1,2,3,6PIN)
 - 6-6C
 - 8-8C
- 2- W/ "FRE" LOGO & W/ "UL" LOGO
F- W/O "FRE" LOGO & W/ "UL" LOGO



T=1.60mm
Component Side Shown
PC Board Layout 4C(1,2,3,6Pin)

DETACHED LISTS	MM (INCH)	DFTO JAMY	DATE 9/21/05	FULL RISE ELECTRONIC CO., LTD	
	TOLERANCES EXCEPT AS NOTED	CHKDYCAN	DATE 2005/11/19		
	MM	MFO	DATE	TITLE	RJ45(NO SHIELD) STACKED GANGED JACK,2X2
	.0 ±0.20	APPVLU SHENG	DATE 2005/11/19	DRAWING NO. GE593B48-LA	
	.00 ±0.15	MATERIAL :	QT'Y :	/PART NO. SEE NOTE	SIZE
.000 ±0.075	FINISH :	SCALE : 2:1	DO NOT SCALE DRAWING	A3	0
ANGLES ±	THIRD ANGLE PROJECTION	SCALE : 2:1	DO NOT SCALE DRAWING	SHEET X	OF Y